

Adusumilli Gopalakrishnaiah & Sugarcane Growers Siddhartha Degree College of Arts & Science

Vuyyuru, Krishna District, Andhra Pradesh

(An Autonomous College in the Jurisdiction of Krishna University, Machilipatnam)

Accredited by NAAC with "A" Grade ISO 9001:2015 Certified Institution



Gender Audit

1. Introduction to the institution:

A.G. & S.G. Siddhartha Arts & Science Degree College, Vuyyuru was established in 1975 by the Adusumilli Gopalakrishnaiah Technological Association on the request of many farmers of the area growing sugarcane with the support of local philanthropists and sugarcane growers of the area. Subsequently, "Velagapudi Ramakrishna and Sugarcane Growers Educational and Welfare Society" was formed to obtain financial support to the institution. The KCP Management which was looking after the institution found it difficult to support it any longer because their attention was confined to industries and hence they approached Siddhartha Academy of General & Technical Education, Vijayawada, a well-known Society that started and has been running more than a dozen educational institutions ever since the year 1975 to take over the Degree and Junior Colleges into their fold through a process of amalgamation of their Society with Siddhartha Academy. Accordingly, the institution has come to be managed by Siddhartha Academy with effect from May 2001. The college is located in an independent campus of more than 13 acres in the center of the town in ideal surroundings.

The college has a qualified and experienced faculty who are dedicated to providing quality education to the students. The faculty members are experts in their respective fields and adopt innovative teaching methods to facilitate effective learning. The college also focuses on research and encourages students and faculty to engage in research activities, publish research papers, and participate in conferences and seminars.

2. Gender Audit:

A gender audit is a systematic process used to assess and analyze how gender-related factors, such as gender equality and gender equity, are addressed within an organization, institution, or a specific context. The primary purpose of a gender audit is to identify areas where gender biases, discrimination, or disparities exist and to recommend strategies for promoting gender equality and inclusivity.

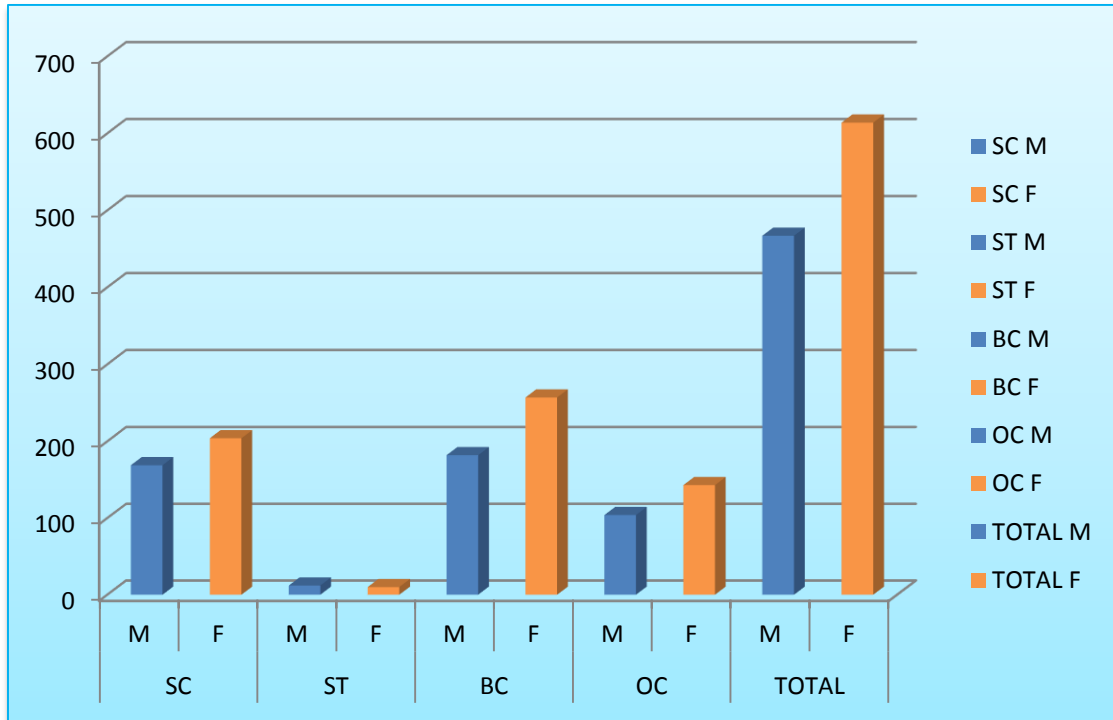
3. Objectives:

- ❖ To identify and document gender disparities and inequalities within an organization.
- ❖ To evaluate the organization's compliance with relevant laws, regulations, and policies related to gender equality and non-discrimination.
- ❖ To examine the organizational culture and practices to determine whether they support or hinder gender equality.
- ❖ To promote a more inclusive and diverse work environment where individuals of all gender identities and expressions feel respected, valued, and included.
- ❖ To identify and address any biases or barriers in the recruitment and hiring processes that may result in gender-based discrimination or exclusion.

4. Data Analysis:

Category Wise Student details for the year 2018-19

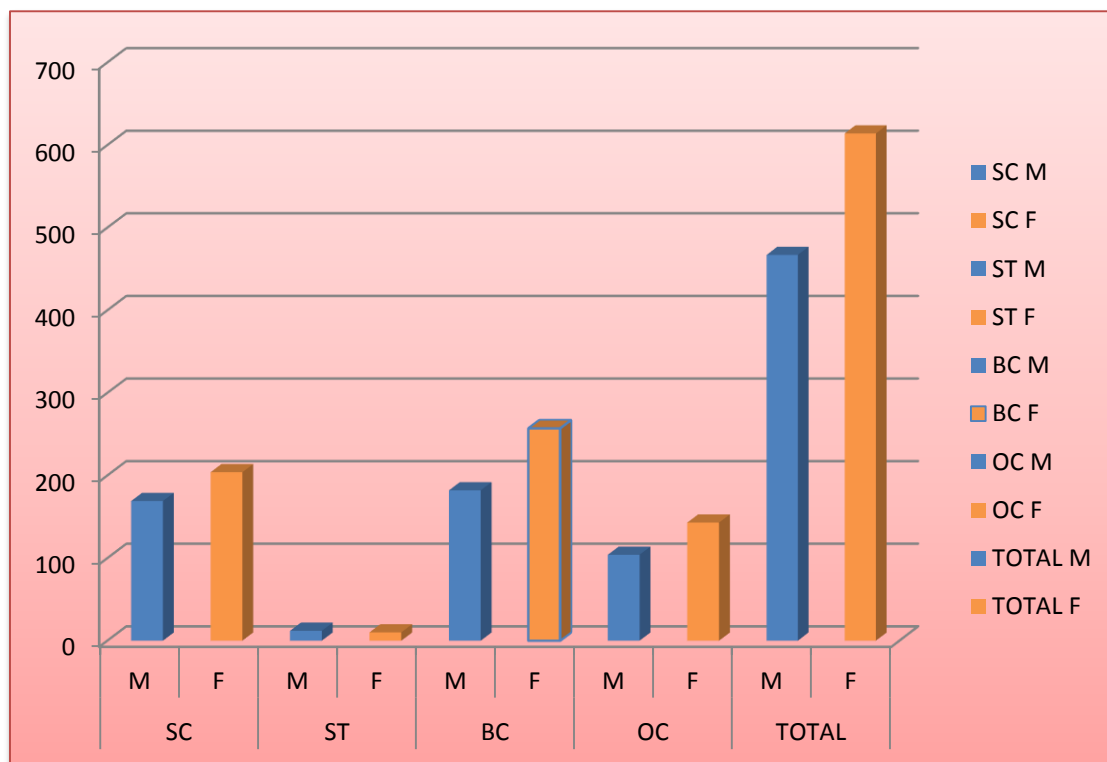
TOTAL :1245 MALE:549 FEMALE:696	SC		ST		BC		OC		TOTAL 1245
	M	F	M	F	M	F	M	F	
	195	192	12	19	228	319	114	166	



The graph shows year wise category wise and gender classification of male and female percentage of students and the total number of admissions to the college. For the year 2018-19 the percentage of gender classification concerning male students are less than female students. The column graph and tabular form vividly give important data of year wise gender classification. The percentage of male and female at a glance with the help of graph and table.

Category Wise Student details for the year 2019-20

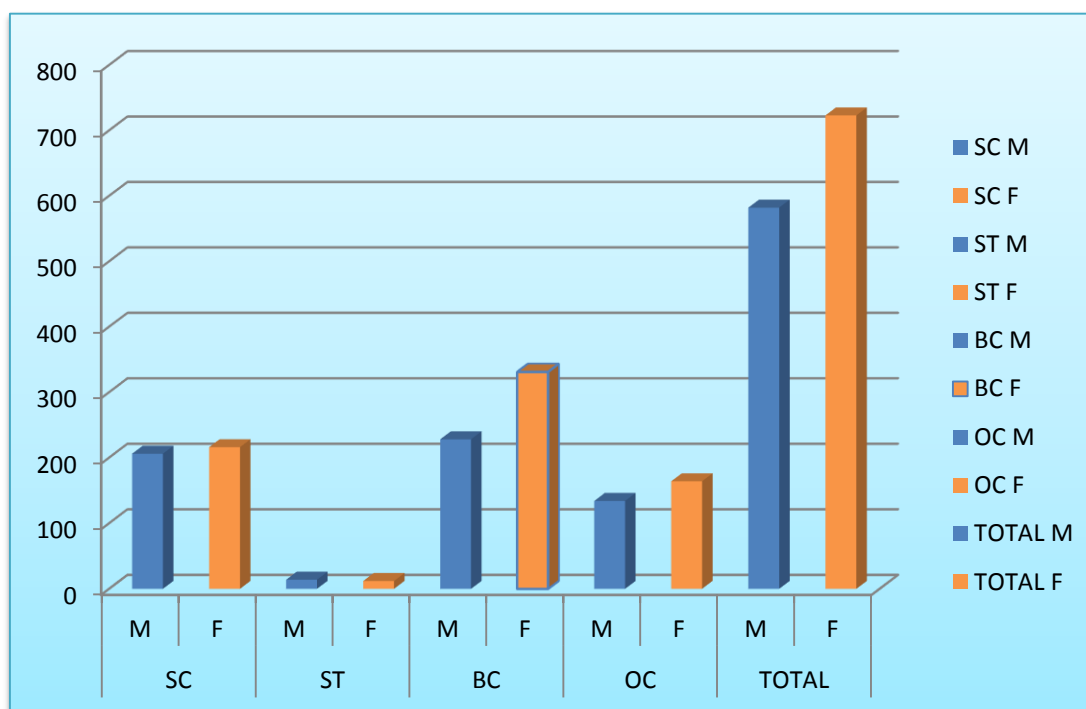
TOTAL :1298 MALE:558 FEMALE:740	SC		ST		BC		OC		TOTAL 1298
	M	F	M	F	M	F	M	F	
	191	193	9	17	234	347	124	183	



The graph shows year wise category wise and gender classification of male and female percentage of students and the total number of admissions to the college. For the year 2019-20 the percentage of gender classification concerning male students are less than female students. The column graph and tabular form vividly give important data of year wise gender classification. The percentage of male and female at a glance with the help of graph and table.

Category Wise Student details for the year 2020-21

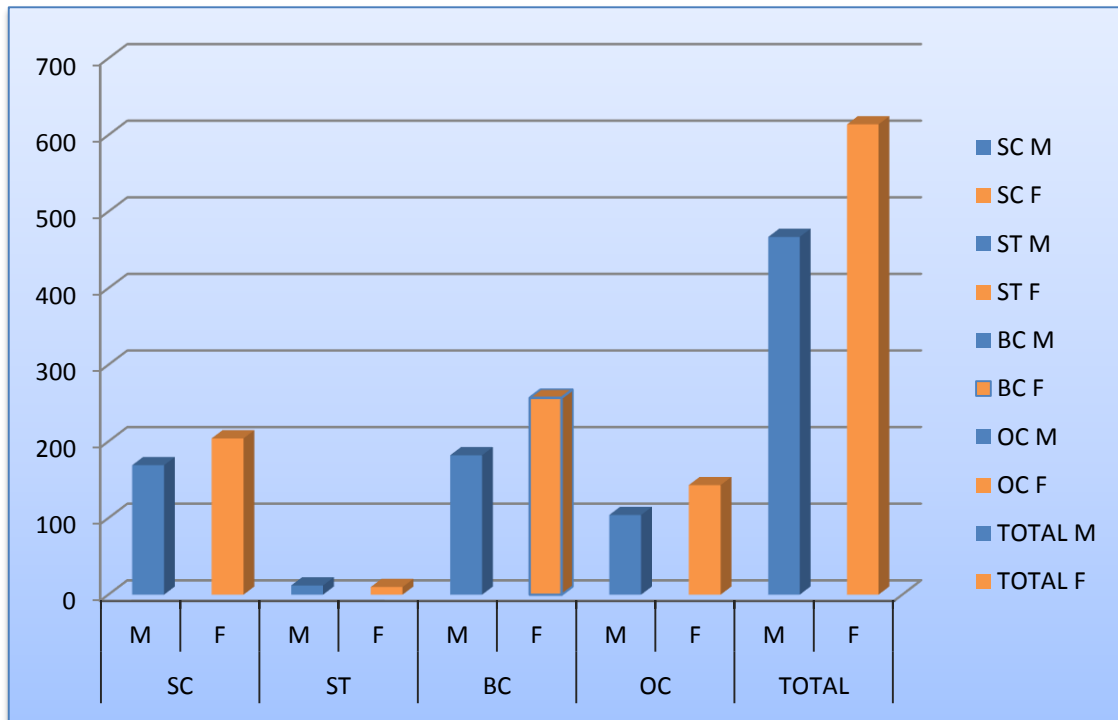
TOTAL :1306 MALE:582 FEMALE:723	SC		ST		BC		OC		TOTAL 1305
	M	F	M	F	M	F	M	F	
	206	216	14	12	228	331	134	164	



The graph shows year wise category wise and gender classification of male and female percentage of students and the total number of admissions to the college. For the year 2020-21 the percentage of gender classification concerning male students are less than female students. The column graph and tabular form vividly give important data of year wise gender classification. The percentage of male and female at a glance with the help of graph and table.

Category Wise Student details for the year 2021-22

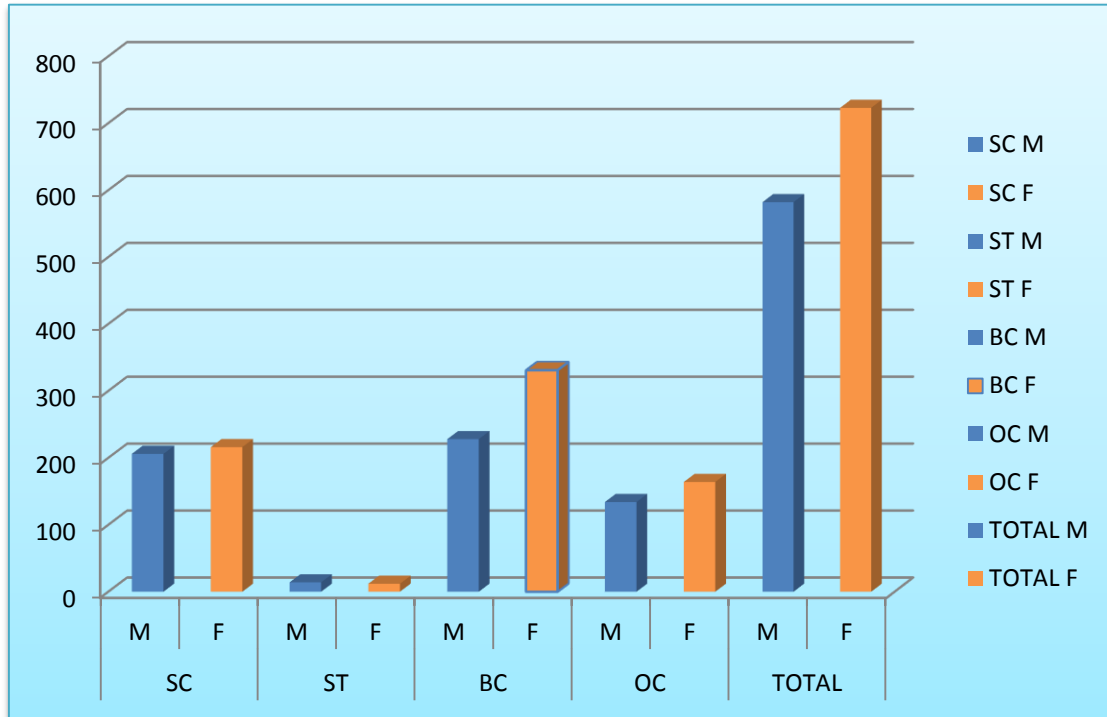
TOTAL :1275 MALE:593 FEMALE:682	SC		ST		BC		OC		TOTAL 1275
	M	F	M	F	M	F	M	F	
	207	212	13	19	239	301	134	150	



The graph shows year wise category wise and gender classification of male and female percentage of students and the total number of admissions to the college. For the year 2021-22 the percentage of gender classification concerning male students are less than female students. The column graph and tabular form vividly give important data of year wise gender classification. The percentage of male and female at a glance with the help of graph and table.

Category Wise Student details for the year 2022-23

TOTAL :1081 MALE:467 FEMALE:614	SC		ST		BC		OC		TOTAL 1081
	M	F	M	F	M	F	M	F	
	169	204	12	10	182	257	104	143	



The graph shows year wise category wise and gender classification of male and female percentage of students and the total number of admissions to the college. For the year 2022-23 the percentage of gender classification concerning male students are less than female students. The column graph and tabular form vividly give important data of year wise gender classification. The percentage of male and female at a glance with the help of graph and table.




 Principal
 Adusumilli Gopalakrishnaiah & Sugarcane Growers
 Siddhartha Degree College of Arts & Science,
 Vuyyuru-521 165, Krishna District.